




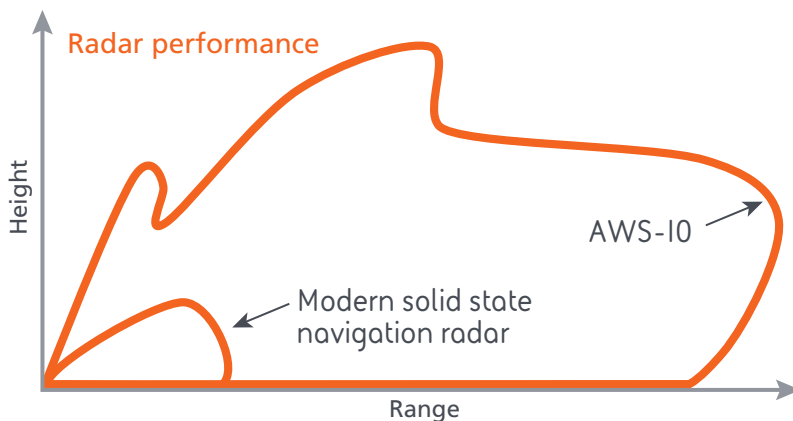

AWS-10 Naval Radar

Advanced S-Band Naval 2D Surveillance Radar

Our advanced naval sensors provide enhanced situational awareness in the most demanding environments.

AWS-10 is a new medium range, 2D air and surface surveillance radar designed for a wide range of naval and coast guard vessels.

Selected for the UK Royal Fleet Auxiliary the AWS-10 offers a cost effective package and unparalleled performance.



Key performance benefits

- Delivers track quality required for air traffic management
- Significant contribution to tactical situational awareness during primary sensor role
- Excellent performance in precipitation and high sea states
- Fast inshore attack craft and small airborne target detection in clutter
- Fully frequency agile - optimises performance in hostile ECM environment
- Low masthead mass and extremely compact below decks envelope
- Optional high power transmitter
- Low profile antenna and non-stabilised options available.

Functional aspects

- 2D general air and surface surveillance
- Back-up navigation surface surveillance

- Integrated IFF/SSR antenna (Mode S compatible)
- Proven integration with existing combat systems
- Options for sensor integration (IFF, electro-optics, navigation radar)

Processing

- High-speed FPGA-based digital signal processing
- Digital pulse compression
- Advanced adaptive clutter suppression processing (MTD and MTI)
- Advanced, multi-hypothesis track extraction
- Optimised for helicopter air traffic management.

Installation

- Compact installation envelope on a wide range of vessels from corvettes and OPVs to landing platforms, carriers and support ships

- Installation and commissioning can be achieved during normal ship re-fit period.

Technical data

- Four operating modes all at 15 rpm
- Fully automatic detection and tracking.

Low through-life costs

- Designed utilising commercial components to provide high operational availability
- Inherently high reliability
 - MTBCF > 4000 hours
 - MTTR < 30 minutes
- Low operational maintenance requirements
- Comprehensive on-line fault detection and diagnosis
- A software-centric radar, enabling ease of capability upgrade.

Antenna

Low weight design (including stabilised turning unit)	< 800 kg
Type	Shaped-beam (cosec ²) reflector
Horizontal beamwidth	1.65°
Antenna rotation rate	15 rpm
Stabilisation	Mechanical

Transmitter

Frequency band	E/F band
Type	Solid state transmit module
Peak power	Standard 2 kW (nom.) High power 15 kW (nom.)
Duty cycle	10% max.
Frequency agility	

Performance data

Maximum instrumented range	180 km
Maximum elevation coverage	> 40°
Minimum range	< 250 metres
Tracking capacity	> 800 targets (air & surface)
Azimuth accuracy	0.35°
Azimuth resolution	3.25° (98%)
Track declaration range	Standard High
Aircraft	> 140 km > 175 km > 40 kft > 40 kft
Helicopter	> 75 km > 100 km > 10 kft > 10 kft

Installation

Equipment footprint and ship services required

Std	High	Equipment	Mass	Height	Width	Depth	Ships chilled water	Ships power
✓	✓	Antenna	230 kg	1.35 m	4.7 m	1.6 m	n/a	None
✓	✓	Stabilised turning unit	570 kg	1.27 m	1.0 m	1.7 m	None - air cooled	9 kVA (max. Sea State 5)
✓	✓	Turning control unit	80 kg	0.8 m	0.6 m	0.25 m	None - air cooled	0.5 kVA
	✓	Signal generation and receive cabinet	280 kg	1.56 m	0.69 m	0.68 m	4.5 l/min	1 kVA
✓		Radar processing cabinet	355 kg	1.56 m	0.95 m	0.68 m	4.5 l/min	2 kVA
	✓	Transmitter cabinet	480 kg	1.75 m	0.75 m	0.80 m	15 l/min	8 kVA

For more information contact:

BAE Systems Maritime Services
Newport Road, Cowes
Isle of Wight, PO31 8PF, United Kingdom
T: +44 (0) 1983 294141
F: +44 (0) 1983 202326
E: maritime.services@baesystems.com
W: www.baesystems.com/maritimeservices

Disclaimer and restrictions on use

This publication is issued to provide outline information only. No advice given or statements or recommendations made shall in any circumstances constitute or be deemed to constitute a warranty or representation by BAE Systems as to the accuracy or completeness of such advice, statements or recommendations. BAE Systems shall not be liable for any loss, expense, damage or claim howsoever arising out of the advice given or not given or statements made or omitted to be made in connection with this document. No part of this document may be copied, reproduced, adapted or redistributed in any form or by any means without the express prior written consent of BAE Systems. BAE SYSTEMS is a registered trademark of BAE Systems plc